



# Try on frames virtually, from anywhere

Welcome to our frame try-on tool, which allows you to conveniently try Exclusive Collection frames using your phone, tablet, or computer. Go to **davisvision.com/try-on-tool** to try on hundreds of brand name frames today.

## Let's get started

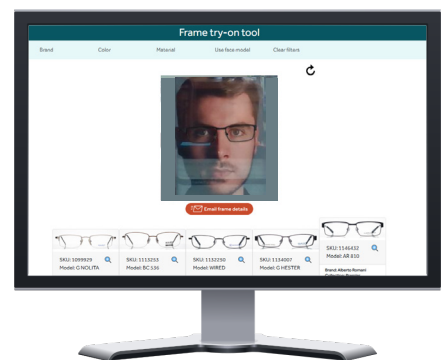
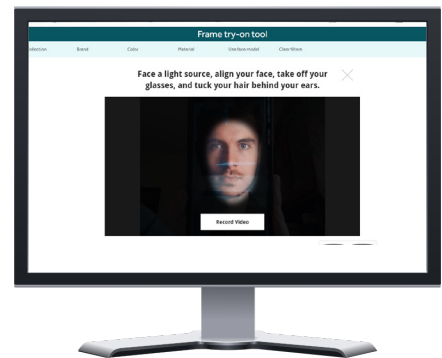
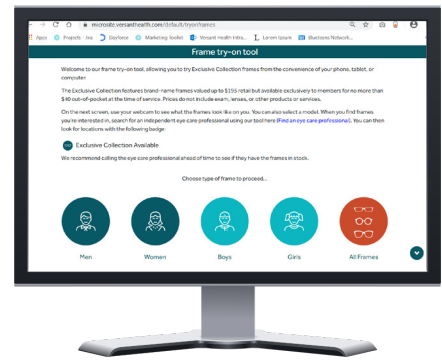
Go to **davisvision.com/try-on-tool** and select the type of frame you are looking for.

## Find the right fit

- Make sure your device's camera is on and pop-ups are blocked. Click "Allow Camera Access" if prompted.
- Face a light source and align your face to the area indicated on-screen; take off your glasses and tuck your hair behind your ears.
- Follow the audio and on-screen instructions to record yourself turning to the left and the right. Optional: To calibrate the size of the frames, hold any standard plastic card (e.g., library card) against your forehead when prompted.

## Try on frames

Click one of the many frame options to see the frames on your face. Mouse over your photo to see how the glasses look from the front or sides. Want to try on a different frame style? Simply choose another frame from the list.



### Found the perfect pair?

Call your eye care professional to see if they have the frame in their collection.